



Boomset Lead Retrieval App

Exhibitor Invitation




Search & Type

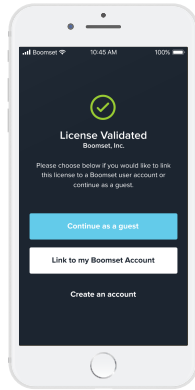
1 Download

"Boomset Lead Retrieval"

Download
the **GREEN** app



2 Validate



Scan your QR Code from the email to validate.

Continue as a Guest without a Boomset account

Create a PIN.

Once the PIN is accepted, you will access your event Dashboard.

Please keep your QR and PIN codes for future reference.

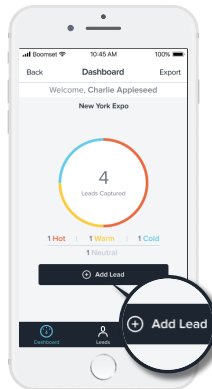
OR

Link the license to a new or existing Boomset Account

Enter your email and password and proceed to your event dashboard.

Please keep your password and/or PIN for future reference.

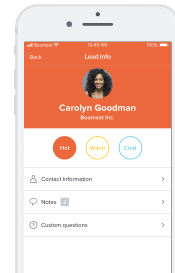
3 Capture



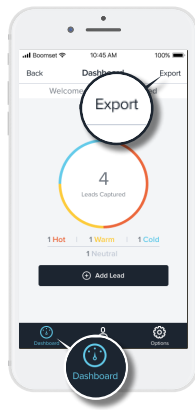
On your Dashboard, tap **"Add Lead"** and begin scanning!

Hold the device a few inches away or focus the camera to scan QR codes.

View and manage all leads by tapping the Leads section on the Dashboard.

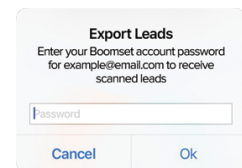


4 Export



Export your leads to yourself or colleagues via email.

Tap **"Export"** in the upper right corner and enter your password/PIN to send the leads.



For additional resources and support:



1 (860) 266-6738



Watch the video

help@boomset.com